

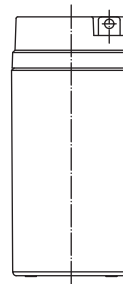
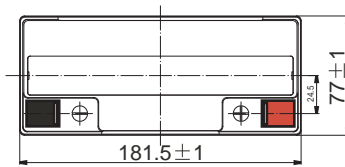
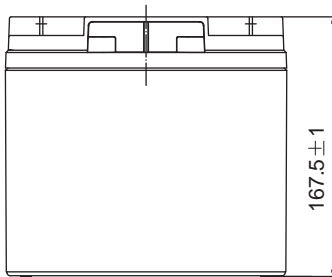
NP 12-18

NP 12-18 is a general purpose VRLA battery with 5 years floating design life, meet with IEC 60896-21, 60896-22, JIS standard. With heavy duty grid, thickness plates, special additives, NP series have long and reliable standby service life.

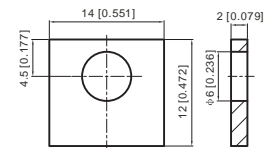


| Physical Characteristics | | Technical Characteristics | |
|--------------------------|---------------------------|-------------------------------------|--------------------------------------|
| Nominal Voltage | 12V | Internal Resistance | Approx. 16 mΩ |
| Nominal Capacity (20hrs) | 18Ah | Recommended Charging Current at 20C | 5,4 A |
| Dimension LxWxH | 181,5 x 77 x 167,5 +/-2mm | Float charging Voltage | 13,5 to 13,8 VDC/unit Average at 20C |
| Weight | Approx 5,4 kg | Equalization and Cycle Service | 14,4 to 15,0 VDC/unit Average at 20C |
| Standard Terminal | T3 | Max Discharge Current | 270A (5sec) |

Dimensions



Terminal: T3



Container Material : A.B.S. UL94-HB

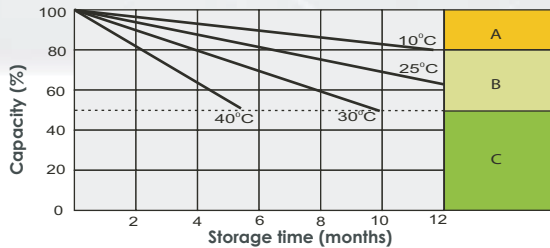
Constant Current & Power Discharge Characteristics: Amperes (25C) / Watts/cell (25C)

| Final Voltage | Time | 5min | 10min | 15min | 20min | 30min | 45min | 1Hr | 2Hr | 3Hr | 4Hr | 5Hr | 6Hr | 8Hr | 10Hr | 20Hr |
|---------------|------|-------|-------|-------|-------|-------|-------|------|------|------|------|------|------|------|------|-------|
| 1,85V/cell | A | 34.3 | 22.8 | 18.8 | 16.5 | 13.5 | 10.6 | 8.75 | 5.37 | 4.04 | 3.33 | 2.82 | 2.45 | 1.94 | 1.62 | 0.891 |
| 1,80V/cell | A | 41.0 | 27.3 | 22.1 | 18.9 | 15.1 | 11.6 | 9.47 | 5.76 | 4.32 | 3.54 | 2.97 | 2.55 | 2.02 | 1.67 | 0.900 |
| 1,75V/cell | A | 49.2 | 31.3 | 24.6 | 20.9 | 16.2 | 12.4 | 10.0 | 6.00 | 4.46 | 3.62 | 3.05 | 2.63 | 2.07 | 1.72 | 0.909 |
| 1,70V/cell | A | 57.1 | 35.0 | 27.1 | 22.6 | 17.3 | 13.0 | 10.4 | 6.21 | 4.58 | 3.71 | 3.12 | 2.68 | 2.10 | 1.74 | 0.925 |
| 1,65V/cell | A | 63.0 | 37.9 | 29.0 | 24.2 | 18.2 | 13.6 | 10.8 | 6.41 | 4.70 | 3.80 | 3.19 | 2.73 | 2.14 | 1.76 | 0.938 |
| 1,60V/cell | A | 69.5 | 41.0 | 31.2 | 25.6 | 19.2 | 14.1 | 11.2 | 6.57 | 4.82 | 3.90 | 3.25 | 2.80 | 2.18 | 1.79 | 0.943 |
| 1,85V/cell | W | 63.9 | 42.6 | 35.3 | 31.1 | 25.7 | 20.3 | 16.9 | 10.4 | 7.88 | 6.50 | 5.53 | 4.81 | 3.84 | 3.21 | 1.77 |
| 1,80V/cell | W | 74.2 | 50.1 | 40.9 | 35.4 | 28.5 | 22.1 | 18.2 | 11.1 | 8.37 | 6.88 | 5.79 | 5.00 | 3.97 | 3.31 | 1.78 |
| 1,75V/cell | W | 88.2 | 56.8 | 45.0 | 38.7 | 30.3 | 23.5 | 19.1 | 11.5 | 8.62 | 7.02 | 5.93 | 5.12 | 4.07 | 3.39 | 1.80 |
| 1,70V/cell | W | 100.9 | 62.6 | 49.1 | 41.7 | 32.2 | 24.5 | 19.9 | 11.9 | 8.82 | 7.17 | 6.05 | 5.23 | 4.12 | 3.44 | 1.83 |
| 1,65V/cell | W | 109.7 | 66.8 | 52.0 | 44.2 | 33.6 | 25.4 | 20.4 | 12.2 | 9.03 | 7.33 | 6.16 | 5.31 | 4.18 | 3.47 | 1.85 |
| 1,60V/cell | W | 118.8 | 71.3 | 54.9 | 45.9 | 34.9 | 26.2 | 21.1 | 12.5 | 9.20 | 7.49 | 6.28 | 5.42 | 4.26 | 3.53 | 1.86 |

Capacity factors with different temperature

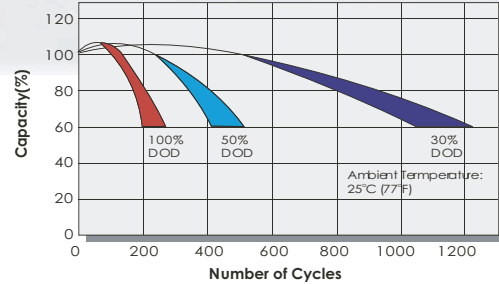
| BATTERY TYPE | | -20C | -10C | 0C | 5C | 10C | 20C | 25C | 30C | 40C | 45C |
|----------------|--------|------|------|-----|-----|-----|-----|------|------|------|------|
| GEL BATTERY | 6V&12V | 50% | 70% | 83% | 85% | 90% | 98% | 100% | 102% | 104% | 105% |
| | 2V | 60% | 75% | 85% | 88% | 92% | 99% | 100% | 103% | 105% | 106% |
| AGM BATTERY | 6V&12V | 46% | 66% | 76% | 83% | 90% | 98% | 100% | 103% | 107% | 109% |
| | 2V | 55% | 70% | 80% | 85% | 92% | 99% | 100% | 104% | 108% | 110% |

Storage characteristics



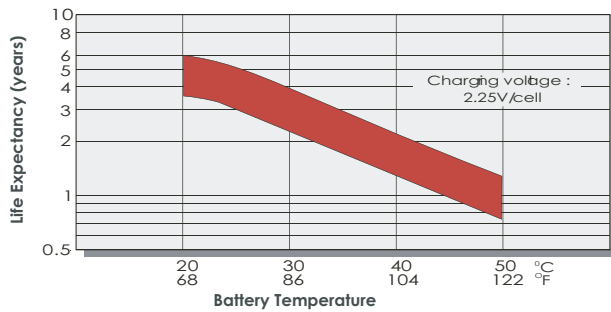
- A** No supplementary charge required (Carry out supplementary charge before use if 100% capacity is required.)
Supplementary charge required before use. Optional charging way as below:
1. Charged for above 3 days at limited current 0.25CA and constant voltage 2.25V/cell.
- B** 2. Charged for above 20 hours at limited current 0.25CA and constant voltage 2.45V/cell.
3. Charged for 8-10 hours at limited current 0.05CA.
- C** Supplementary charge may often fail to recover the capacity.
The battery should never be left standing till this is reached.

Cycle Life in Relation to depth of discharge

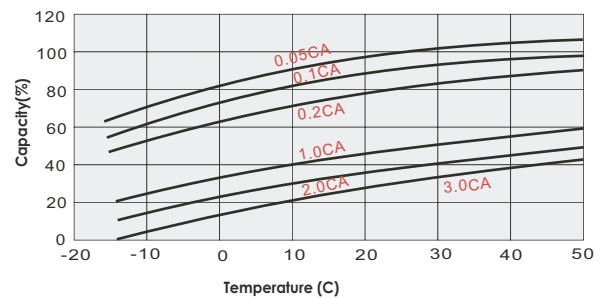


Testing condition
Discharging: Current 0.17C (FV 1.7V/cell)
Charging: Current 0.25C max, voltage 2.45V/cell
Charging volume: 125% of discharged capacity

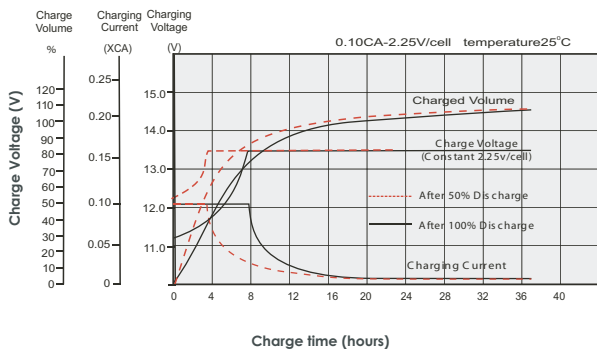
Effect of temperature on long term float life



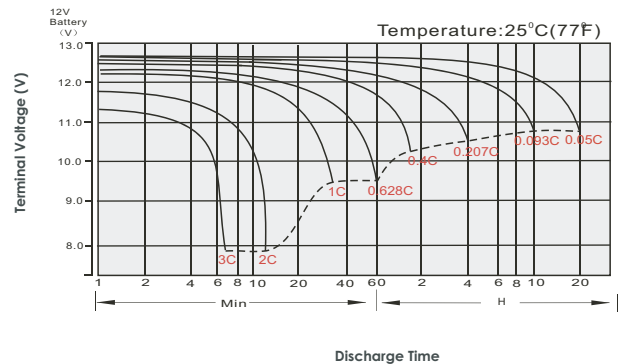
Temperature effects in relation to battery capacity



Float Charging Characteristics



Discharge characteristics curve



Discharge Current VS. Discharge Voltage

| Final Discharge Voltage V/cell | 1,75V | 1,70V | 1,60V |
|--------------------------------|------------|-------------------|------------|
| Discharge Current (A) | (A) ≤ 0.2C | 0.2C < (A) < 1.0C | (A) ≥ 1.0C |

Charge the batteries at least once every six months, if they are stored at 25C
Charging Method:

| | |
|------------------|--|
| Constant Voltage | -0.2Cx2h+2.4~2.45V/Cellx24h, Max.Current 0.3CA |
| Constant Current | -0.2Cx2h+0.1CAx12h |
| Fast | -0.2Cx2h+0.3CAx4.0h |

Maintenance & Cautions

Float Service:

- * Every month, recommend inspection every battery voltage
- * Every three months, recommend equalization charge for one time.

Equalization charge method:

Discharge: 100% rate capacity discharge

Charge: Max. current 0.3CA, constant voltage 2,4-2,45V/Cell charge 24h

* Effect of temperature on float charge voltage: -3mV/C/Cell

* Length of service life will be directly affected by the number of discharge cycles, depth of discharge, ambient temperature and charging voltage.